



STORAGE SOLUTIONS



STORAGE SOLUTIONS



4

Storage Solutions

Häfele presents its new premium range of efficient, ergonomic and holistic storage solutions. This cleverly designed range not only utilises the space available in your kitchen effectively but also optimises functionality so that you, our customer can get 'more life per meter square'. The range comprises of Slim Pull-outs for bottle or towel storage, a Side Pull-out to store jars, a Larder unit and Pantry unit for bulk storage of groceries and a corner unit to store your pots and pans.

Available in two attractive finishes, Chrome and Metallic Anthracite, these German-engineered Storage Solutions seamlessly bequeath elegance and balance to your kitchen interiors. Equipped with the best operating characteristics, inherent elegant motions and distinguished material and finish properties, the range truly represents the well-known Häfele quality standards.

STORAGE SOLUTIONS



ADVANTAGES OF STORAGE SOLUTIONS



EXTENSIVE RANGE

Häfele's new range of Storage Solutions gives you everything you need for efficient storage within Kitchens. The range comprises of Slim Pull-outs for bottle or towel storage, a Larder unit and Pantry unit for bulk storage of groceries, a Side Pull-out to store jars and a convenient corner unit to store your pots and pans. Together this range, of handy and ergonomic solutions, meets holistic storage requirements, efficiently.



VERSATILE DESIGN

The Storage Solutions by Häfele come in two attractive finishes – Chrome and Metallic Anthracite. Choosing any option for all the storage units gives a complete balance in finish across your kitchens. Furthermore, the metallic anthracite finish of the storage units superbly complements the anthracite finish of Häfele's MatrixBox Premium Drawer systems, providing complete uniformity in design and look for your kitchens – it's literally like a match made in heaven!



EASY ACCESS

Häfele's Corner Unit comes with a patented motion design that allows all the contents of the unit to come out allowing complete access, with a single operation. With 4 baskets, installed astutely into the unit, you get maximum opportunity to store your pots and pans and other utility items in this corner unit. The ergonomic design ensures that the baskets come out of the cabinet, giving you the convenience of accessing whatever you want.



EFFECTIVE SPACE UTILISATION

Häfele's cleverly designed Storage Solutions are meant to increase space usage in kitchens. Häfele's Larder and Pantry Unit make great use of vertical space available within the kitchen and are ideal for bulk storage of groceries or heavy-volume items. The Slim Pull-outs for bottles and kitchen towels effectively use the last 150 mm horizontal space below the counter that generally goes to waste. Our Corner unit that comes with a patented design technology effectively converts the dead space within kitchen corners into a functionally efficient storage area.



GERMAN QUALITY

The Storage Solutions by Häfele come with robust testing standards that meet the LGA certification requirements. With the best operating characteristics, inherent elegant motions and distinguished material and finish properties, these solutions truly represent the well-known Häfele standards of quality.

STORAGE SOLUTIONS - SLIM PULL-OUTS

Häfele Base Unit Pull Out for Installation Behind Fronts



- > Material: Frame and baskets: Steel, Basket base: Chipboard
- > Finish: Frame: Powder coated, anthracite, Runners: Zinc plated, Baskets: Chrome / metallic anthracite, Base: White / black
- > Type of pull out: Full extension with soft closing mechanism
- > For cabinet width: 150 mm
- > Internal cabinet width: Min. 112 mm
- > Internal cabinet depth: 515 mm
- > Dimension A: 13 mm
- > Mounting: Right mounted
- > Installation: For screw fixing to side panel and front panel
- > Adjustment: 3D adjustment via front connection

Ordering and Installation Dimensions

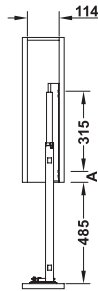
4



With Chrome Baskets



With Metallic Anthracite Baskets



Dim. A = Inner front edge to first drill hole, right mounted

Bottle Pull-Out	
Basket Colour	Article No.
Chrome	549.37.700
Metallic Anthracite	549.37.300

Unit: 1 Piece

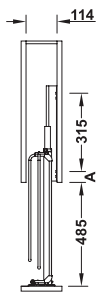
- > Internal cabinet height: 565 mm
- > Load bearing capacity: 12 kg
- > Basket Dimensions (W x D): 95 x 485 mm



With Chrome Baskets



With Metallic Anthracite Baskets



Dim. A = Inner front edge to first drill hole, right mounted

Towel Pull-Out	
Basket Colour	Article No.
Chrome	549.37.710
Metallic Anthracite	549.37.310

Unit: 1 Piece

- > Internal cabinet height: 565 mm
- > Load bearing capacity: 10 kg
- > Basket Dimensions (W x D): 95 x 485 mm



STORAGE SOLUTIONS - SIDE PULL OUT

Häfele Base Unit Pull Out

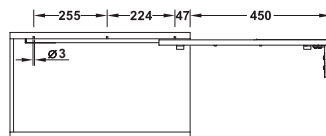


- > Material: Frame and baskets: Steel, Basket base: Chipboard
- > Finish: Frame: Powder coated, anthracite, Runners: Zinc plated, Baskets: Chrome / metallic anthracite
- > Load bearing capacity: 20 kg
- > Type of pull out: Full extension with soft closing mechanism
- > For cabinet width: 300 mm
- > Internal cabinet depth: 495 mm
- > Internal cabinet height: 650 mm
- > Mounting: Left or right
- > Installation: For screw fixing to side panel and front panel
- > Basket dimensions (W x D x H): 233 x 466 x 90 mm

Ordering and Installation Dimensions

Sets

Side Pull-Out	
Basket Colour	Article No.
Chrome	549.09.713
Metallic Anthracite	549.09.313
Consists of: 1 frame, 2 baskets and installation manual	



Individual Components



Pull-Out Frame	
Colour	Article No.
Anthracite	549.09.300

Unit: 1 Piece



With Chrome Baskets



With Metallic Anthracite Baskets

Baskets	
Colour	Article No.
Chrome	549.09.353
Metallic Anthracite	549.09.753

Unit: 2 Pieces

STORAGE SOLUTIONS - LARDER UNIT

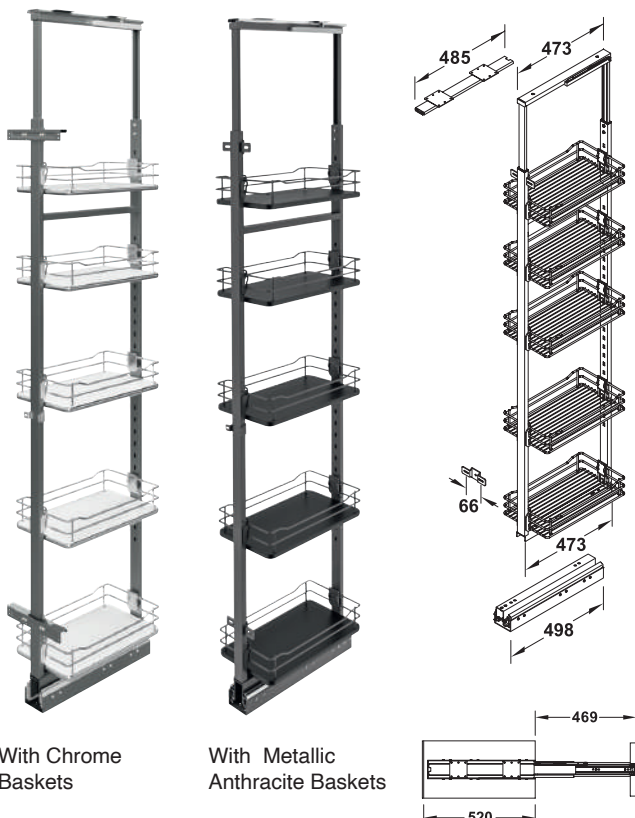
Häfele Door Front Fixing Pull Out Larder Unit with Baskets for Installation Behind Fronts



- > Material: Frame and baskets: Steel, Basket base: Chipboard
- > Finish: Frame: Powder coated, anthracite, Runners: Zinc plated, Baskets: Chrome / metallic anthracite, Base: White / black
- > Load bearing capacity: 100 kg, 20 kg for each basket
- > Type of pull out: Full extension with soft closing mechanism
- > Basket adjustment: Provision in frame to adjust basket position
- > Height: 1,900-2,200 mm
- > Internal cabinet depth: Min. 495 mm
- > For cabinet width: 300 / 400 mm
- > Side panel thickness: 16 or 19 mm
- > Installation: On cabinet top panel and base panel
- > Adjustment: 3D adjustment via front connection
- > Basket dimensions 430 x 245 x 88 mm (W x D x H):

4

Ordering and Installation Dimensions



With Chrome Baskets

With Metallic Anthracite Baskets

Larder Unit		
For Cabinet Width (mm)	Basket Colour	
	Chrome	Metallic Anthracite
300	546.80.715	546.80.315
400	546.80.125	546.80.335

Consists of: 1 pull-out frame, 1 bottom runner, 1 top runner, 1 set of front brackets, 5 baskets and installation manual

Unit: 1 Set

Note:

The technical diagram shown here is for illustration purpose only. The larder unit from our range includes baskets with a chipboard base.

STORAGE SOLUTIONS - PANTRY UNIT

Häfele Pull Out Larder Unit for Installation Behind Hinged Doors, with Door and Internal Baskets



- > Material: Pull out frame, door frame and baskets: Steel, Basket base: Chipboard
- > Finish: Pull-out and door frame: Powder coated, anthracite, Baskets: Chrome / metallic anthracite, Base: White / black
- > Load bearing capacity: 70 kg (12 kg for each internal basket and 2 kg for each door basket)
- > For cabinet width: 450 / 600 mm
- > Internal cabinet width: 414 / 564 mm
- > Internal cabinet depth: Min. 495 mm
- > Height: 1,900-2,200 mm (adjustable pull-out frame)
- > Basket adjustment: With soft closing mechanism, Provision in frame to adjust basket position
- > Mounting: Left or right
- > Installation: Pull out frame for screw fixing to cabinet base panel and top panel, door frame attached to the right or left hand side
- > Internal basket dimensions (W x D x H): 370 x 296 x 90 mm (For 450 mm cabinet width)
520 x 296 x 90 mm (For 600 mm cabinet width)
- > Door basket dimensions (W x D x H): 281 x 106 x 90 mm (For 450 mm cabinet width)
431 x 106 x 90 mm (For 600 mm cabinet width)

4

Ordering and Installation Dimensions



With Chrome Baskets

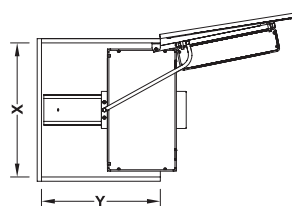


With Metallic Anthracite Baskets

Pantry Unit		
For Cabinet Width (x)	Basket Colour	
	Chrome	Metallic Anthracite
450 mm	546.81.123	546.80.345
600 mm	546.81.753	546.81.353

Consists of: 1 pull-out frame, 1 door frame, 5 door baskets, 5 internal pull out baskets and installation manual

Unit: 1 Set



X = internal cabinet width: 450 / 600 mm
Y = internal cabinet depth: Min. 495 mm

STORAGE SOLUTIONS - CORNER UNIT

Häfele Pull Out and Turn for Corner Cabinets



- > Area of application: For corner base units
- > Material: Frame, runners and baskets: Steel, Basket base: Chipboard
- > Finish: Frame: Powder coated, anthracite, Runners: Zinc plated, Baskets: Chrome / metallic anthracite, Base: White / black
- > Version: Swings out to the left or right, with guided movement, with soft closing mechanism, 2 tiers
- > Internal installation height: Min. 620 mm
- > For cabinet width: 900 mm
- > For internal cabinet width: 864mm
- > Door width: Min 495 mm
- > Load bearing capacity: 30 kg (5 kg. for each front basket and 10 kg. for each rear basket)
- > Basket dimensions (W x D x H): Front baskets : 400 x 290 x 80 m Rear baskets: 430 x 245 x 80 mm

Ordering and Installation Dimensions

4



With Chrome Baskets

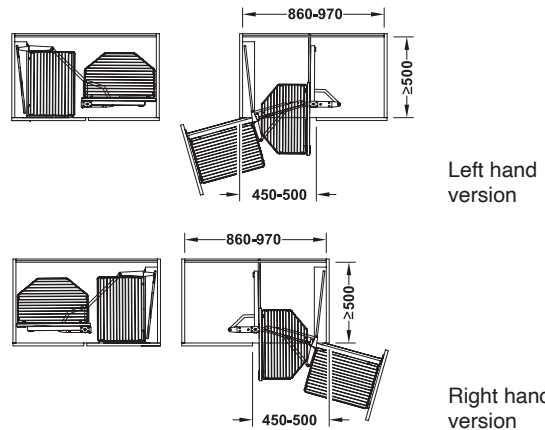


With Anthracite Baskets

Corner Unit		
Version	Basket Colour	
	Chrome	Metallic Anthracite
Left	542.00.704	542.00.304
Right	542.00.703	542.00.303

Consists of: 1 pull out and turn frame for corner cabinets, 4 baskets and installation manual

Unit: 1 Set



Note:

The technical diagrams shown here are for illustration purpose only. The corner unit from our range includes baskets with a chipboard base.