



GLASS FACADE SPIDER FITTINGS  
SLIDING SYSTEM  
SELF CLOSING DOOR CLOSER  
PATCH FITTINGS  
HYDRAULIC  
DOOR HINGES  
FOLDING  
KITCHEN HARDWARE FITTINGS  
GLASS DOOR FITTINGS  
AUTOMATIC DOOR  
VIDEO DOOR PHONE  
SMART PLUG  
SHOWER ENCLOSURE  
HOTEL  
RFIDCARD  
LOCK  
PIVOT HINGE  
CENTRAL PIVOT HINGE - 360°  
RETRACTABLE GLASS DOORS  
DIGITAL LOCKS  
DIGITAL SAFES  
WARDROBE  
SLIDING SYSTEMS  
GLASS CONNECTORS  
HANDLES  
DOOR RAIL  
ERGOTEC DRAWER

**ENABLING LIFESPACES**



## Our Product Range

For over two decades, Ozone has offered Architectural Hardware Solutions with a diversified portfolio of more than 5000 products. These products are tested and certified internationally for quality, functionality, and performance.



Ozone has partnered with **KUBIK** to create India's most extensive range of Complete Partitioning Solutions for Homes, Offices, Banquets, Schools, and similar establishments. The new entity is named KUBOZ Arc Private Limited.

--	--	--



## AUTOMATED STATE-OF-THE-ART Manufacturing Facility

Our manufacturing units are equipped with the latest and technologically advanced machines. These comprise CNC laser cutting machine, CNC water jet cutting machine, CNC shearing machine, robotic welding & automatic polishing machines that enable us to manufacture all types of hardware fittings in stainless steel material and finish, standard as well as customized, as per international safety & quality norms.

















Scan QR Code for Manufacturing Facility

**Location:**  
Kala Amb  
Himachal Pradesh  
India




# INDEX

		PAGE NO.
01		01
02		03
03		04-07
04		08
05		09-10
06		11-14
07		15-17

		PAGE NO.
08		18-20
09		21-22
10		23-24
11		25-26
12		27-28
13		29
14		30



KITCHEN AND  
FURNITURE FITTINGS

KITCHEN MEIN JITNI BHI UTHA PATAK HO

**HUM SAB  
SAMBHAL LENGE**



Cutlery Organizer



Ergotec Slim  
Drawer System



Magic Corner Unit



Heavy Duty Bi-Fold  
Lift-Up System

Our wide range of Kitchen Hardware Solutions enables planning a kitchen more efficiently due to its Ergonomic nature and robust quality. The range focuses on functionality and soft-closing mechanism for making modular, convenient, & efficient storage spaces. The Ozone range of Kitchen Hardware is used in many countries living with its tagline 'Hum Sab Sambhal Lenge.'

- Drawer Slides & Drawer Systems
- Concealed Hinges
- Cabinet Lift-Up Systems
- Kitchen Corners
- Kitchen Organizers
- Pantry Units & Much More
- Wire Baskets



Bi-Fold Lift Up System



Cutlery Organiser



Slim Ergotech Drawer  
System



TESTED FOR  
50,000\* CYCLES



SOLD ACROSS  
20 COUNTRIES



## WARDROBE SLIDING SYSTEMS



We offer a wide range of Ergonomic fittings for making High-Quality Sliding Doors for Modular Wardrobes. Having both Top Glided and Bottom rolled, these systems are available in soft close and are compatible with wardrobes shutters made of wood and glass.

The Uniline Wardrobe Sliding system is a new system that enables all shutters to come in line when closed.

- Aluminium Profiles
- Wardrobe Sliding Systems
- Wardrobe Locks
- Wardrobe Accessories
- Wardrobe Organizers



Ozoline 65



Top Glide System - 1



Top Glide System - 22



# GUCHCHE KO KAHO GOODBYE



## OZONE DIGITAL LOCKS WITH FINGERPRINT ACCESS

### 5-IN-1 SECURE ACCESS MODES



Fingerprint



User Password



Mobile App



RFID Card



Emergency Key



**CHHORRO  
KAL KE  
TAALE**



## DIGITAL DOOR LOCKS

## DIGITAL FURNITURE LOCKS



Omit the hassle of keys in a living space with our range of Digital Locks that can be installed on any door panel, be it glass, wood, or metal. Biometric fingerprints can operate these locks or a simple PIN, RFID card, an OTP, Emergency Key, or even a simple mobile application on a smartphone that enables operating the lock from a remote location.

- Rim Type Locks
- Long bodied With Deadbolt & Night Latch
- Wi-Fi Gateways
- Cylindrical Digital Locks




We offer a range of Digital Furniture Locks that can be operated with a Code, RFID Card, and Biometric impression, leaving the hassles of carrying a bunch of keys everywhere. These locks can be installed in all hinged and pull-out drawers.

Biometric locks can be installed on:

- Pull-Out Drawers
- Hinged Drawers
- Sliding Door
- Wardrobe Locks



External Door



Internal Door



Aluminium Doors




Glass Doors



RFID Card Lock



Password Lock



Fingerprint & Password Lock



## DIGITAL FINGERPRINT SAFES

## NEXT GENERATION SECURITY GADGETS



Electronic safes help shield your valuables against unforeseen circumstances owing to their safety configurations. Our extensive collection of Electronic Safes can be operated with combinations of User Pin, Passwords, Fingerprints, and a manual key for emergencies. The Notify range of safes enables swift notification in case the safe is being tampered with.

- Home Safes
- Money Deposit Safes
- Fireproof Safes
- Hotel Safes

Our range of Next Generation Video Door Phones, Wi-Fi Cameras, & Doorbells come with a pre-installed rotation base that enables 360 degrees view of the area. Additionally, Infrared LED illuminators enable night vision to the camera for the perfect night vision and are accessible through Google Nest and Alexa Voice assistant for a convenient approach.

- Video Door Phones
- Wi-Fi Cameras
- Wi-Fi Door Bells
- Wi-Fi Smart Plugs



Guardian Manual Safes



Digital Safes



Bio-Metric Safes




Fireproof Safes



Video Door Bell & Door Phone



Video Door Phone




Smart Camera



## CERTIFIED HARDWARE FOR WOODEN DOORS

## SELF-CLOSING PATCH FITTING FOR WOODEN DOORS



The Door Control device has three primary functions, i.e., to manage the door's movement, facilitate uninterrupted passage to the commuters, and secure the door when required - making it more important than the door. Hence the hardware needs to be tested & certified to ensure uninterrupted movements.

- Door Closers
- Floor Springs
- Handles
- Door Accessories



Introducing Self-Closing Patch Fittings for wooden doors - with an inbuilt hydraulic mechanism that does not require any floor digging for installation. The fitting can be installed on interior and exterior parts of the building and even used in doors with metal frames.

- Wooden Doors
- Metal Framed Doors
- Door Rails



Door Locking Devices



Door Closer



Inviso Hinge



Floor Spring



Night Latch Lock



Concealed Door Closer



## HANA DEMOUNTABLE PARTITIONING SYSTEMS

## HANA MINIMAL SLIDING DOOR SYSTEM



Introducing a partitioning system with a minimalistic frame providing character to any given glass partition. A comprehensive range of Ozone fittings and accessories can be combined with the HANA System to enable different Swing Door configurations based on design, aesthetic, and functional requirements, which can easily be demounted.

- Framed Profiles
- Door Hinges
- Door Profiles
- Lockable Handles
- Door Closer with Saddle Plate

In addition to the Demountable Partitioning Systems, a comprehensive Sliding Door System with minimal appearance giving the look of a frame but with maximum visibility. Design on a frame profile of only 10mm, this system is called Minimal Sliding System.

- Manual Operation
- Soft-Open & Soft-Close
- Sleek Frame Profiles
- Complimenting Accessories



Single Swing Door with Door Rail



Single Swing Door with Floor Spring




Single Swing Door with Self Closing Patch Fitting



Self Closing Sliding



Soft Close Sliding



Standard Sliding





Introducing single and double glazed partition systems for modern office spaces with a range of complementing hardware to provide premium demountable partitioning solutions.

- Single glazed partition
- Duoline glazed partition
- Silent box
- Solid wood partition
- Frame doors

Enhancing aesthetics with minimalistic but visible OUTLINER to a frameless glass used for Doors, Showers, or Partitions. Giving a new statement to the world of frameless solutions.

- Swing door
- Sliding door
- Automatic door
- Sliding folding
- Shower



Ultraline Segmented



Ultraline With Glass Door



Both Side 900MM Plate



Outliner SW-11



Outline EN-11



Outline EN-55



## SELF-CLOSING CONCEALED FLOOR SPRING

## COMMERCIAL GLASS DOORS



The Self-Closing Concealed Floor Spring is the most significant contribution by Ozone to the Architectural Hardware Industry - a Patch Fitting with an inbuilt hydraulic mechanism that does not require any floor digging for installation. This patented technology from Ozone has changed the concept of the door opening & closing across the globe.

- Available for:
- Glass Doors
  - Wooden Doors
  - Door Rails



Heavy-Duty but Elegantly designed glass hardware fittings manufactured as per International standards and come with Certifications proving their quality and sustainability. Under the umbrella of 'Colors by Ozone,' these fittings are now available in attractive colors and finishes enhancing the color theme of any given interior concept.

- Patch Fittings
- Wedge Profiles
- Door Handles
- Connectors and Locks



Hydraulic Door Rail



Floor Spring



Self Closing Patch Fitting



Door Closer for Glass Door



Handle with Lock



Glass Door Lock



## GLASS DOOR HINGES

## SWING SHOWER ENCLOSURE




Glass door hinges are available in two variations - Pivot Hinge & Hydraulic Hinge. Manufactured with an integrated silent and soft-closing mechanism, the hinges keep the frame upright while providing movement to the glass door.

A hydraulic version of these hinges enable soft-closing of the door.

- Push-to-Open mechanism
- For Single & Double Action Doors
- Hold Open
- Adjustable Opening & Closing Speed

Shower Enclosures are conceptualized to separate the dry and wet areas in a bathroom. Being customized, it can be created for just about any configuration, along with the extensive range of hardware offered by Ozone. Now available in different colors and finishes, this hardware can be matched perfectly with the interior concept of the bathroom.

- Shower Screens
- In-Line Showers
- Towel Bars & Accessories
- 90°, 135°, & 180° Showers



Top/Bottom Pivot Hinge



Frame Rebate Mounting Hinge



Frame Front Face Mounting Hinge



Flattened Towel Bar with Knob



Glass-to-Glass 180° Hinge



Track to Glass Connector




## FRAMED SHOWER ENCLOSURE



Adding to the Demountable Partitioning Range, Framed Shower Sliding Solution under the HANA Partitioning Systems enable perfect separation of dry & wet areas in the bathroom.

The sleek frame ensures 100% water tightness and, at the same time, provides superior aesthetics and character to the shower area.

- In-line Shower Partition
- 90° Shower Partition
- Towel Bars
- Seals & Connectors



## FRAMELESS SLIDING SHOWER ENCLOSURE



A contemporary range of hardware fittings enables creating any type of simple or complicated sliding shower room. The door can be supported by the fixed glass and the end-to-end connected track.

Available in standard PSS finish, now most fittings are available in Black Matt, Gold, and Rose Gold to match the bathroom interiors.

- In-Line Shower Rooms
- 90° Shower rooms
- Sliding Door Handles
- Water Displacement Seals





## RETRACTABLE GLASS DOORS

## RETRACTABLE WOODEN DOORS



A range of Retractable Systems for glass doors enables better space management and brings transparency to a given opening. This provides glass wall partitions to slide, slide and fold, slide and park, or as per the requirement to make temporary openings.

- Pivoted Sliding Folding
- Telescopic Opening
- Soft Close & Soft Open
- Self Closing Sliding Folding

A range of Retractable Systems for wooden doors, which can be Sliding, Sliding Folding, Telescopic Sliding, or even Invisible Sliding systems, prove to be a space enhancer for both residential & commercial spaces. Our range comes with various configurations to meet the requirements of the space, usage and budget.

Range of these systems can make doors:

- Sliding Folding
- Telescopic Sliding
- Invisible Sliding Systems
- Bi-Part Sliding
- Soft-Close Sliding




Glass Partition System W




Sliding Folding System



Telescopic Sliding System



Telescopic Sliding Door System



Manual Sliding System



Frameless Wooden Door



## MOVABLE GLASS PARTITION WALLS

## MOVABLE ACOUSTIC WALL PARTITION SYSTEMS

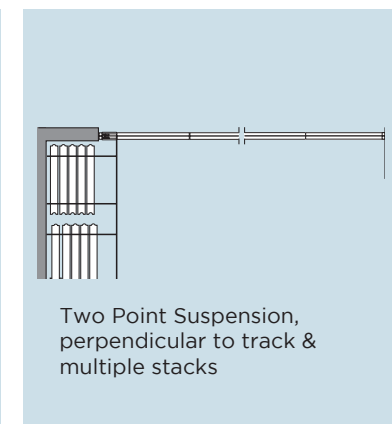
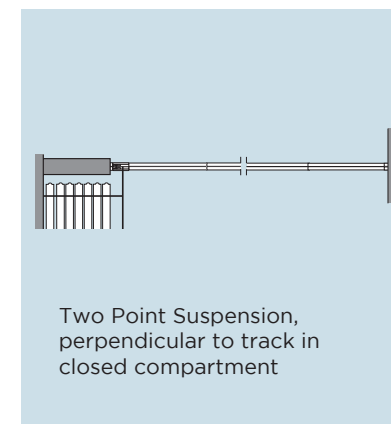



Movable Glass Partition Walls are now getting popular in retail points, malls, and showroom entrances. They enable easy stacking of panels as and where required and, simultaneously, create a partition with 100% transparency.

- Pivoted Folding
- Centre Folding
- Offset folding
- Slide and Park System

Movable Acoustic Wall Partition System allows partitions to slide and stack into different configurations based on the given opening. They are ideal for Banquet Halls, Conference Rooms, Music Rooms, etc. and have a noise cancellation capacity of upto 52 decibels.

- 45 Decibel Sound Reduction
- 52 Decibel Sound Reduction
- Double Glazed Glass Panels
- Single Roller And Double Roller Configuration





## AUTOMATIC SLIDING DOOR SYSTEMS

## REVOLVING DOORS



Automated Door Openings is the optimum entrance solution for both low and high traffic passage requirements. This system ensures smooth traffic movement while maintaining a high aesthetical look to the entrance. It is also pivotal in saving air-conditioning loss and creating draught lobbies, specially in hotels etc.

- Single Sliding
- Bi-Part Sliding
- Telescopic for wider opening
- Panic Break-Out mechanism
- Swing Doors

Apart from its utility, a Revolving Entrance door gives the building an attitude. The Doors are to provide easy traffic flow even to the busiest entrances, create a draught lobby, and ensure that the external and internal temperatures are maintained.

- Automatic revolving doors
- Manual revolving doors



Automatic Swing Door



Telescopic Automatic Sliding Door



Panic Breakout





## GLASS FACADE SPIDER & CANOPY FITTINGS

## RAILING SOLUTIONS



Frameless Structural Facades using Point Fixed Hardware enables 100% transparency of the building.

These facades are designed with a range of fittings adhering to international safety standards, enabling the creation of even the most complex facade outlook.

- Fin Supported Spiders
- DGU Glass Spiders
- Frameless Canopy Fittings
- Structural Supported Spiders

Tested for their Safety & Integrity, these railings come as standard solutions and can also be customized as per the need of the project. The new Clearline Railing System enables the seamless look of a building facade with only the glass and the handrail visible.

Designed in-house and manufactured in a state-of-the-art manufacturing facility, these railings are safe to install in any:

- Airports
- Commercial Spaces
- Residential Apartments
- Offices & Bungalows



Glass Canopy System



Spider Fittings




Twisted Spider Fittings



Standard Balusters



Spigot System



Clear Line System



## HOTEL RFID CARD LOCKS & DND SYSTEM

## PANIC DOOR HARDWARE




Software enabled access control locks for hotels and offices where the user data can be collected and compiled. These locks can be integrated with the various hotel management systems like Opera etc. and are ideal for places such as Hotels & Hospitals. They provide complete user data logs for audit if need be.

- Hotel Locks
- Licenced Software
- Accessories
- After Sales Service

Certified fire-proof functionality is required for a fire door exit to be reliable in emergency situations. The heart of the door lies in the door hardware that holds it in place and assists the door in its movement in case of an emergency. Ozone offers certified panic exit hardware and accessories for both metal & wooden doors.

- Single Point Panic Bar
- Vertical Two-Point Panic Bar
- Fire Rated Hinges
- Fire Rated Door Closers
- Kick Plates



Hotel RFID Card Lock




Hotel DND System




Software Based Hotel Door Lock



Electromagnetic Door Closer



Fire Rated Door Closer



Door Coordinator